

A close-up photograph of a bride and groom in military uniforms. The groom is on the right, wearing a blue military jacket with red piping and a red and white crest on the chest. He is kissing the bride on the cheek. The bride is on the left, wearing a white wedding dress and a long white veil. Her eyes are closed, and she has a joyful expression. The background is a soft-focus outdoor setting with green foliage.

# Veil

formerly Colleton Bridal Planner

*Congratulations*  
Kallie Tuten

*The Press and Standard*

# 6 Top Reasons to Get a Custom Made Engagement Ring



Now that you've decided you are ready to propose to that special someone, the exciting and daunting part begins: engagement ring shopping! With so many options out there, from your classic brick and mortar to your online store, this process can seem very challenging.

Many people may think they are limited to what's on display in a store, but that certainly isn't the case. You no longer have to be a celebrity or have a 6 figure budget to have a gorgeous custom made engagement ring created for you and your fiancé.

There are many affordable and easy-to-work-with designers out there for you to choose from, and we are here to help you realize why you should consider going this custom made engagement ring route!

Take a look at our 6 top reasons below.

## **You Can Get Exactly What You Want!**

Perhaps the biggest reason for purchasing a custom made engagement ring is the fact that you are able to get exactly what you want. While there are many pre-made designs out there, sometimes they just don't feel right.

When going the custom route, you are able to choose all components, from the exact metal, setting design, side stones, and center stone that you want. You get to decide the thickness and shape of your band, as well as all other design features, without having it dictated for you through a ready-made engagement ring.

What if you both want to be a part of the process of creating the engagement ring?

Many modern couples want to be a part of creating the engagement ring together, but they often still want an element of a surprise. Going the custom way allows you

to both be involved with the designer, giving all your thoughts and feedback, but perhaps letting some bits and pieces be a surprise in the end. On the other hand, if you were to go the traditional route of buying a pre-made ring, it's hard for you both to be involved while still maintaining some level of surprise.

## **You Can Get Creative**

Part of the custom process is allowing your personality and story as a couple to shine through with your engagement ring. The designer gets to listen to what you want and learn a bit about you and your story. They are then able to bring some of those aspects into your ring, creating something truly special.

Because you are so closely involved in the creation of the ring, you can add elements to your ring that represent who you are as a couple. There are many ways to do this:

- Add an engraving of a quote, word or symbol that means something to the both of you
- Use recycled materials in your ring, such as a treasured gemstone or gold from a special piece of jewelry
- Pick a gemstone that holds meaning for you both
- Add something to the ring from a special moment in your lives, for example, a tiny pebble from where you proposed
- Choose a unique design
- There are many ways to bring your ring alive as a representation of your love. And with a bespoke experience, you can get as creative as you want.

## **You Are Working With An Expert**

When you are working with someone to create a custom engagement ring, you are truly working with an expert. Likely it will be a designer or even the craftsman who

will make your ring (if you are going with a handmade ring). These people have specialized skills that are perhaps different from that of a salesperson selling a ready-made ring. They have likely created custom made rings before, allowing them to provide expert opinions and insight on what you are hoping to create. When creating something custom, you are alleviating some of the pressure of choosing the perfect ring, as you have an expert who can guide you through the entire process.

Additionally, working with a dedicated designer should give you some peace of mind, as you are able to reach out and ask questions, knowing this person knows who you are and what you want. It can be hard to find that at a retail store that deals with so many people daily. You aren't just working with a designer, but will a collaborator. Your input matters, so be sure to go into it with as many ideas as possible!

## **Get The Most Out Of Your Budget**

One of the most important aspects of engagement ring shopping is to know and stick to your budget. When shopping for ready-made rings, it can be limiting, as your only options are what the retailer has already made. Depending on your budget, you might only have so many rings to choose from.

When creating a custom engagement ring, you are able to decide what aspects you want to spend more money on and what you'd like to save on. This allows you to get the most out of your budget, while also creating something specific to you as a couple.

Additionally, when creating something custom, you are often able to bring in your own materials. Perhaps you have a family heirloom or gemstone you want included in the ring design. In this way, you may be able to keep your costs down while still getting a fabulous ring.

## **Creating Something Unique**

There is nothing worse than getting an engagement ring and going to show it off to some friends, only to realize that someone has the exact same ring as you! While there are many beautiful pre-made styles to choose from, you'll still often see the same ones over and over again.

Your future fiancé is one of a kind and the engagement ring certainly should be the same! You are quite possibly making the most important commitment of your life, and your ring should reflect that decision. Putting in the effort to create something unique and personal will go a long way with your future fiancé!

## **Creating A Custom Engagement Ring Is Fun!**

Many people feel that engagement ring shopping is a total nightmare, and while it sometimes can be, it really does not have to be as awful as you think. When creating something custom, you get to re-live all the reasons why you have chosen to spend your life with this person. It is exciting to try to create a ring that symbolizes the special love and bond you have with your future fiancé!

And finally....

There are many reasons for why one should create a custom engagement ring, but the main thing to consider is that whatever you choose, it should be about you as a couple. You are about to start on the most exciting adventure of your life, and your ring is just the beginning. If creating something completely personal and unique to you as a couple sounds appealing, we hope you find the best designer to create this special ring for you!

Show her she is made for you with a  
custom engagement ring  
made just for her.



**INFINGER'S** *Jewelry*   
*Where the Lowcountry  
Gets Engaged*

212 E. Washington Street  
Walterboro, SC 29488  
843-549-5616



# White is not your only option

If, at a time in the past, the boldest move you could make when it came to the color of your wedding dress was to pick off-white instead of a pristine snowy shade, that's simply no longer the case. Like most rules, the one that dictates the color of your wedding dress is meant to be broken—and more and more brides are taking the plunge. Read on for some inspiration.

Did you know that the white wedding dress has only been popular in North America since the nineteenth century? Before then, it was customary for the bride to wear—you guessed it—a colorful dress! Today, the brightly colored dress is making a comeback and designers from around the world are reinventing this vintage trend. While shopping for a non-white wedding dress might have been a tricky task a few decades ago, boutiques are now stocked with gowns in every color of the rainbow—and then some. Whether you're in the market for an electric pink ball gown or an emerald green A-line, your local bridal boutique is sure to deliver the goods.

On the fence about your color choice because you fear you'll shock your guests by choosing an unconventional gown? Remember that this is your day and that you have the final say on what you wear. That being said, there are ways to compromise: you could incorporate a colored sash or veil in your look or choose an all-white dress with colorful stitching.

So, will you let your true colors shine through with your dream wedding dress?



He chose the ring.  
You chose the dress.

## May we suggest a bank?

Since 1920, Enterprise Bank has been committed to being a high-quality bank that goes above and beyond for families and businesses in our community.

We believe taking the time to get to know you helps us better serve you.



**ENTERPRISE BANK**

OF SOUTH CAROLINA  
SINCE 1920

Bamberg • Barnwell • Blackville • Denmark • Cottageville • Edisto Island  
Ehrhardt • Ridgeville • Springfield-Salley • Walterboro • Williston

Visit us online at [ebc.bank](http://ebc.bank)



# The history of the wedding cake

The tall, tiered wedding cake—with or without toppers—is one of the most widespread wedding traditions in the western world. You've probably tasted a slice or two over the years, but what do you know about the origins of this sweet nuptial custom?

Historians believe that the concept of wedding cakes can be traced back to ancient Rome. At that time, it was customary to break a wafer or loaf of sweet bread over the bride's head with the goal of invoking happiness and fertility. In medieval Europe, wedding guests typically stacked small pastries as high as possible, and the bride and groom would kiss over the resulting pile of sweetness. The higher the pastry tower was, the happier the couple would be. Sweet, tall, tiered cakes like those seen today in weddings across North America only became commonplace around the eighteenth century.

Nowadays, bakeries create wedding cakes that are true works of art. Anything goes when it comes to the shape, flavor and color—and toppers are no longer limited to the tiny bride and groom model.



## A symbolic gesture

The tradition of the wedding cake being sliced by the bride and groom dates back to the Middle Ages. The gesture symbolized the first action taken by the bride and groom as a legitimate couple. Traditionally, the groom rests his hand on the bride's as a sign of fertility and protection.

## The Petal Palace Florist

"Where flowers whisper what words can't say."



### Wedding Flowers

The Petal Palace Florist offers a wide selection of bridal bouquets, wedding ceremony flowers and centerpieces.



302 Ivanhoe Drive • Walterboro, SC 29488

843-549-7506/888-548-6565 • [www.thepetalpalaceflorist.com](http://www.thepetalpalaceflorist.com)

everything events &  
wedding rentals

Where Happily  
Ever After  
Begins!

Amelia White  
843-599-7378

Renee White  
843-538-4010

[everything\\_eventss@yahoo.com](mailto:everything_eventss@yahoo.com)

@everything\_eventss

1348 Bells Hwy, Walterboro, S.C.

# The Right Things to Look for in a Reception Venue

Choosing your wedding venue is one of the biggest decisions you'll make during the planning process. Of course, you should be searching for that special feeling of finding "the one," but there are other factors to consider as well. Before you book your wedding venue, make sure you ask all the right questions and ask to take a tour of the property. As you walk through your potential wedding location, be on the lookout for these certain things.

## A Roomy Fit

It sounds obvious, but when it comes to what you should look for in your wedding venue, this is so important. Make sure the room or space is large enough to accommodate the number of people on your guest list. The site may look enormous when it's empty, but wedding essentials—tables, chairs, a buffet, bar, the band or DJ setup, the dance floor—will fill it quickly. And, of course, your guests will need some elbow room. The best way to assess the size of a site is to go see it when another wedding (with a similar guest list size) is all set up. On the other hand, if you decide that a special site, like your favorite bar or your parents' garden, is the only place you want to celebrate, you can always work backward and tailor your guest list to match the venue.

## Eating, Drinking and Partying Areas

There should be logical places within the venue where guests can eat, drink, mingle and dance. When you're standing in the space, try to envision where each activity would happen (especially if your ceremony will also be there). If a room is

too small to separate into sections accordingly, you might feel cramped. If the space has an odd configuration (like it's shaped like an S, for example) that could potentially compromise your party's flow. We always recommend working with an event planning pro to help you map out a space if you're having trouble. Also, note the locations of columns or other obstructions in the room—will they block your guests' views of the dance floor, the cake table, or where speeches will be read?

## Lighting

Light can make—or break—the mood and space. If you're marrying during the daytime, double-check that your venue has plenty of windows. Who wants to spend six hours in a dark room when the sun is shining? If you're planning an evening affair, make sure the room's not too dim—or that the lighting can be controlled for the big entrance, dinner and dancing. If you're marrying outdoors, say, at dusk, will you be able to set up candles or other lighting if necessary?

To ensure your venue has good lighting, we also recommend visiting the site at the same time of day you've chosen for your wedding. Even if the space looks romantic by candlelight, you may be surprised by the sight of that outdated carpet during the day. If you only check it out in the evening, you'll also miss a chance to see how the sunlight streaming through floor-to-ceiling windows completely transforms the room.

## The Proper Palette

If you're considering a certain theme and color palette for your party, make sure the site's existing, non-removable décor doesn't clash with your vision. The venue doesn't have to be done in the exact colors as your planned decorations, but the walls, carpets, chairs and curtains shouldn't drastically conflict with your party's mood or theme. If you want a spring wedding brunch, a space with pastel colors or floral motifs would be a perfect fit. For a classic wedding, consider an elegant room done in neutrals or black and white.

## Ample Outlets

Do a thorough check around the room for plenty of power outlets—especially if you're partying in a place that doesn't usually host weddings. You'll want to make sure that your entertainment crew has all the power they need to keep the party going. This means taking note of all the electrical outlets in your reception area and supplying them with more than enough extension cords that they can use safely.

## Good Acoustics

If the space is too echoey, it could give some unexpected verbiage to the band, not to mention make it difficult for guests to hear one another talking. A tile or wood floor will amplify sounds while a thick carpet will tend to muffle them. Check out the room's sound quality during an event and tailor your music to the venue. A jazz combo will sound better at an intimate art gallery than a 14-piece orchestra would (not to mention the

fact that it takes up less floor space).

## Plenty of Parking

Make sure the site is near a good parking lot, garage or big, empty street where it's legal (and safe) to park. If parking is a problem, look for other ways to get everyone to the party. Can a shuttle bus or vans take guests from the ceremony to the reception? Inadequate parking isn't necessarily a deal breaker, but it may mean spending more time and money to figure out a viable transportation alternative.

## A Backup Plan Option

While you might not even want to think about rain putting a damper on your outdoor wedding, you can't look at venues without considering an alternative plan of action should Mother Nature have other ideas. Figure out if there's an indoor space you can use should the weather turn, or if there's an option to set up an outdoor tent if your heart is set on an open-air celebration.

## Appropriate Bathrooms

A less glamorous subject, but a very important one: bathrooms. Checking out your potential venue's restrooms is an absolute must. You want to be sure that there are enough to handle your guest count and that they're clean. If you or your guests require ADA-compliant bathrooms, be sure to confirm that your venue has them available.

## The Restaurant at DOGWOOD HILLS



Restaurant: 843-539-2999  
Golf Course: 843-538-8316  
1 Dogwood Lane | Walterboro, SC

## Eat, Drink & Be Married!



Custom menus for all your events!



Ask about pricing and availability for your next event

## Receptions, Rehearsal Dinners, Showers and Parties

# Guidelines for choosing your bridal veil

The traditional bridal veil just might be the most archetypal wedding accessory—which is why picking out this special ornament takes time and thought. Follow these three tips to find the one that will suit you perfectly.

## 1. Aim for balance

If your heart is set on an extravagant dress, opt for a subdued and sophisticated veil that won't outshine your splendid gown. A model with plain satin edging is a safe bet. If, on the other hand, your dress is on the more classic side, feel free to add a touch of sparkle with some crystals, pearls or other trimmings.

## 2. Play with length

Veils come in a number of lengths, from the coquettish birdcage to the majestic train. Every bride can find a version that will complement her dress flawlessly. Don't be shy about trying on the various models available in your region's bridal shops.

## 3. Stay true to your style

Whether you're a hopeless romantic or a thrill-seeking rebel, choose a veil that showcases your unique personality. You can also select one-of-a-kind accessories (flowers, jewelry, nails) to create a look that's one hundred per cent yours.

If you're still unsure what veil to choose, swing by your local bridal shop and take advantage of a professional salesperson's experienced eye. He or she will help you find your dream veil in a jiffy!



*Mini Bottles*  
MAKE THE PERFECT WEDDING FAVOR  
ASK US ABOUT ORDERING IN BULK

**LOUIE'S LIQUOR**  
AND FINE WINE

1319 JEFFERIES BLVD. | WALTERBORO, SC | 843-549-2921

*bridals by*  
**LASH**

*Hair & Make-Up*  
Lauren Dantzler & Ashlyn Polk  
843-908-0438 or 843-909-3857



**JIMMY FITTS CATERING**

*"Nothing fancy, just good cooking"*



Hog, Chicken  
Ribs, Steak  
Seafood & More!

Offering a full service,  
professional staff.



**BOOK EARLY!** fittsjimmy@yahoo.com • 843-844-7246 • 843-908-4872

*personalized*  
INVITATIONS

Design it... print it... send it... we do it!  
Call or email for a custom quote.

**Palmetto Parcels**  
1033 Bells Hwy, Walterboro • (843) 549-9299  
graphics@palmettoparcels.com



# Your wedding checklist

Wedding planning can get overwhelming. In many cases, there are tasks that should be completed up to a year ahead of the event. This handy checklist will help you stay on top of all of the important details right up to the big day.

## Nine to twelve months before

- ◇ Decide on a wedding budget and track all your expenses accordingly.
- ◇ Set a date.
- ◇ Make a guest list.
- ◇ Research venues for your ceremony and reception and book the one(s) that you like.
- ◇ Decide if you want a bridal party and choose who you want to be part of your day.
- ◇ Start collecting your guests' addresses.

## Eight months before

- ◇ Shop for and purchase a wedding gown.
- ◇ Book your vendors for the day: photographer, DJ or musician, florist, cake maker and caterer (if food isn't included with your venue).
- ◇ Register for gifts.
- ◇ Build a wedding website that your guests can visit for extra information concerning your wedding.

## Six months before

- ◇ Choose an officiant.
- ◇ Shop for and purchase bridesmaid's dresses.
- ◇ Order the invitations.
- ◇ Buy your wedding bands.

## Four months before

- ◇ Reserve transportation to and from the ceremony and reception venues, if necessary.
- ◇ Have a cake tasting and finalize the cake design.
- ◇ Schedule hair and makeup appointments and don't forget to book trial runs for both.
- ◇ Make a plan for decorating your ceremony and reception spaces.

## Three months before

- ◇ Choose and order the groom's outfit.
- ◇ Start thinking about the music and choose songs for the ceremony and the first dance. You may want to make a separate list for party music.
- ◇ Have a tasting with your caterer to set the menu.
- ◇ Start planning the rehearsal dinner.

- ◇ Select wedding favors and order them.

## Two months before

- ◇ Send out the invitations.
- ◇ Make sure the bridesmaids and groomsmen have their outfits.
- ◇ Have the first wedding dress fitting.
- ◇ Shop for and buy gifts for your bridal party.

## One month before

- ◇ Meet with your officiant to go through the ceremony.
- ◇ Make sure you have your marriage license.
- ◇ Start making a list of people who've confirmed that they'll be attending.
- ◇ If another dress fitting is required, do it now.

## Two weeks before

- ◇ Book an appointment to have a manicure and pedicure the day before.
- ◇ Have the final dress fitting and bring it home.
- ◇ Book the groom's suit or tuxedo fitting.
- ◇ Track down people who haven't responded yet.
- ◇ Confirm number of guests with your venue and caterer and don't forget to order meals to feed your DJ and photographer.

## The week before

- ◇ Make a seating chart.
- ◇ Delegate any day-of tasks to your wedding party and family.
- ◇ Supply your photographer with a list of pictures you want and your DJ with a detailed playlist.
- ◇ Write out checks to pay your vendors.

## The day before

- ◇ Relax while you have your nails done.
- ◇ Give the payment checks to someone you trust in order to pay your vendors.
- ◇ At the rehearsal dinner, give gifts to your bridal party.

## Your wedding day

- ◇ Have the flowers delivered to the venue.
- ◇ Make sure the venue is decorated according to your vision.
- ◇ Keep calm and enjoy.



*Simply Yours Interiors*

DRESSING UP YOUR HOME ONE ROOM AT A TIME

• AT SIMPLY YOUR BUDGET •

DRAPERY • VALANCES • SOFT SHADES • BEDDING  
CUSHIONS & PILLOWS • TABLE LINENS • HOME DECOR ACCESSORIES

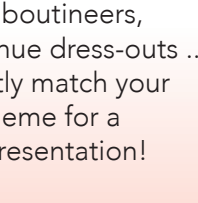
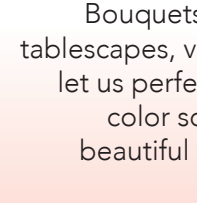

BRIDAL GIFTS

WEDDING/BRIDESMAIDS  
DRESS ALTERATIONS

10%  
OFF  
ALL  
LAMPS



Rocki Hovenga, Owner | 301 N. Lucas Street | Walterboro, SC  
843-408-2412 | [simplyyoursinteriors@outlook.com](mailto:simplyyoursinteriors@outlook.com)  
[SimplyYoursInteriors.com](http://SimplyYoursInteriors.com)



*A match  
made in heaven!*

Bouquets, boutineers,  
tablescapes, venue dress-outs ...  
let us perfectly match your  
color scheme for a  
beautiful presentation!

*Gladys Murray Flowers*

481 Sidneys Road | Walterboro, SC | 843-549-1814

Find us on Facebook and check out our work!



# Items that you can actually rent instead of buy



Southern Elegance Event Rental is a family owned and operated business that takes pride in offering of tables, chairs, linens, bars, lounge furniture, specialty lighting and decor items. We also have dinnerware, stemware and flatware to complete your special days vision. Just a short drive from Walterboro, we offer evenings and weekend appointments to fit your schedule. Call us at 843-599-9054. We specialize in Weddings, Retirement Parties, Events, Bridal Parties and Engagement Parties.



*Southern Elegance Event Rentals*  
21120 Bells Hwy. Lodge SC 29082 (843) 599-9054  
**BIG CITY SELECTIONS AT  
HOMETOWN PRICES**

**Full Service  
Rentals Available**  
*Tables, Chairs,  
Linens, Bars, Tents  
as well as Full Decor  
for Weddings, Parties,  
Family Reunions and  
Church Events*

**Contact**  
**Donna G. McMillan**  
**843-599-9054**  
**seerllc@yahoo.com**



# WILDLIFE CENTER

Walterboro



 **Walterboro  
WILDLIFE  
CENTER**



*the* **FRONT PORCH'S**  
*Newest Event Venue*

**Weddings • Parties • Receptions**

Call 843-782-1002



# Three unique wedding reception ideas

If you're getting married, but the thought of a traditional wedding reception leaves you cold, try one of these three fun alternatives:

## 1. Brunch reception

For early birds, a morning ceremony and brunch reception is the way to go. Ask your preferred breakfast spot to cater and then serve all of the breakfast classics with espresso drinks to wake your guests up. Just because it's early in the day doesn't mean you have to have a dry wedding — mimosas anyone?

## 2. Backyard barbecue

If you prefer to spend your Saturday nights drinking beer and hanging out with friends, why not have a backyard wedding? Find a caterer that specializes in barbecue and get dirty with some ribs or pulled pork. Serve local craft beers and set up some old-fashioned lawn games.

## 3. Cocktail party

Do you find banquets a bore but still want to dance the night away? Host a cocktail party! Your venue can pass around lots of appetizers and you can create a signature cocktail for the night. With this type of reception you can use a smaller space to accommodate your guests.

A wedding reception that breaks with tradition can be more memorable, festive and affordable than the standard dinner and dancing that follows most nuptials. Your options are limited only by your imagination.



CALL FOR ALL YOUR CATERING & BARTENDING NEEDS!



WEDDINGS • PARTIES • SOCIAL & BUSINESS EVENTS

**Squealin' Sow**  
**ENTERPRISES**

BARBEQUE ★ CATERING  
SHAVED ICE ★ SWEET FRIED  
TREATS ★ SMOKED FOODS

*We can cater all events from weddings  
& parties, to carnivals and field days!*

**CASEY SHOUBE • 843-908-4271**

YOU SAID "I DO", NOW LET'S TALK ABOUT YOUR WILL

**SAPP LAW FIRM**

BENJAMIN C.P. SAPP - ATTORNEY AT LAW

Wills • Personal Injury • Motor Vehicle Accidents • Family Law • Real Estate • Probate & Estate Administration

125 JEFFERIES BLVD. • WALTERBORO, SC • 843-549-5923  
WWW.SAPPSC.COM

freeze the precious moments...  
PRESERVE YOUR WEDDING GOWN.

**Sentry**  
**Cleaning**

PROFESSIONAL LAUNDRY & DRY CLEANING  
Alterations, Wedding Gowns and Preservation

Burley Black, Owner

215 Robertson Blvd. | Walterboro, SC

Mon-Fri 7-6 | Sat 8-2:30 | 843-549-1166



*Show Stoppers*  
— BEAUTY SALON —

APPOINTMENTS AVAILABLE



15% OFF  
FOR THE  
BRIDAL PARTY

FACEBOOK

126 N MEMORIAL AVE | WALTERBORO  
843-560-1554

# How to Pick the Best Wedding Favors for Your Guests

Among all the people you'd be thanking after your big day, your guests top the list. Yes, it's only right that you thank your sponsors and the vendors you've hired to make your wedding ceremony successful; but the guests who took the time to come are obviously deserving of your appreciation. They're the most important part of the ceremony (well, at least apart from the groom and bride). With this said, it's a must for you to make sure that they won't only have a good time throughout the day but that they'll leave with beautiful memories and the best wedding favors on hand. So if you need wedding favor ideas that don't suck, here are five tips to help you make the right decision.

## 1. Give your guests favors that they'll keep.

Wedding favors can also act as souvenirs for your wedding. If you want a favor that's not edible, the good news is the choices you can pick from are endless. To avoid being overwhelmed, stick to favors that your guests can keep with them wherever they go, or something that they can display in their homes. This way, when they see it, they'll remember your big day and appreciate your beautiful souvenir.

## 2. Consider the wedding venue.

Are you going to tie the knot at a beach or in a garden? Depending on where you'll be saying "I do," give wedding favors that your guests will find useful while they join you in your celebration. For example, if your wedding will be in the beach under the hot



summer weather, give them stylish but functional hand fans so they can keep themselves cool. You can also hand out sunglasses to keep their eyes protected. If you're having a mountain wedding during the cold months, hand or neck warmers as wedding favors will be perfect!

## 3. Pick according to your wedding theme.

Think about the color palette and other key elements that were set for your wedding ceremony and reception decor. The colors of the wedding favors do not have to be exactly similar as those of the wedding theme but they should at least complement it so they'll look well-coordinated (and easy on the eyes of everyone).

## 4. Keep it sweet!

Edible wedding favors never go out of style. If you end up deciding to give your guests something sweet, cookies and cupcakes with custom designs never fail to put a smile on your guests' faces. Just remember that not all of them may be eating it due to health conditions so have something set aside for those who can't get a taste.

Don't break the bank just to impress your guests with your wedding favors. Remember, it's the thought that counts! And as long as your wedding favors are well-thought out and meaningful, they'll surely be well-received by the most important people who witnessed your big day.



**free**  
ESTIMATES

Just give us  
a call - no job  
too big or too  
small!



**custom**

SHIRTS • COOZIES • CUPS  
EMBROIDERY • VINYL



Call 843-898-4888

Screen printing, embroidery, decals, signs, promo items... We do it all!

2724 Green Pond Hwy. • Walterboro, SC • [inkfarm.net](http://inkfarm.net)



We truly love creating those wow factors  
that make every Bride's Wedding Day their

*"best day ever"*



Sparkle Events brings their clients' wedding vision to reality, with either Full Planning or our Partial Planning/Day of Coordination Service. We help dream, design and implement your vision whether you are a DIY Bride or you choose from our extensive inventory of linens, décor and props. Your wedding day will be everything you dreamed of. Our attention to detail as well as being budget conscious sets us apart from others.



Please peek at our Facebook page to see photos of our work and read the reviews from our clients.

We also specialize in other events! Give us a call: 843-782-8100





# Sparkles

EVENT DECOR & DESIGN



When it comes to turning wedding dreams into a reality, Sparkles, Event Décor & Design, located at 217 East Washington Street, has established itself as one of the best in the Lowcountry and beyond, winning several awards.

Since 2013, the creative talents of BA Rhode and her design team have had one goal — to make sure each and every bride feels special on her wedding day. Offering different packages from full planning to the popular partial planning and day-of-coordination, Sparkles takes pride in creating the bride's vision and then ensuring the day is perfect for both the bride and groom.

The Sparkles staff believes in developing a relationship with their brides to create and tailor a one-of-a-kind vision for their special day. "We love taking a blank slate and making

it perfect for the bride," said Rhode. We are very budget conscious and ensure every bride has her "Best Day Ever."

Started originally as a hobby, Sparkles now averages 80-plus weddings a year, in addition to other events, and has grown to now include 11 team members. Accommodating multiple weddings in a day, Rhode is obviously thankful for her team. "I am blessed," she said. "I could not do what I do without the team. It is a 17-hour day with each wedding, usually requiring three team members."

According to Rhode, the Lowcountry is the No. 2 wedding destination in America, making long-range planning essential to book popular venues. Rhode is excited about the recent growth in local wedding venues. "I am really thrilled to see new venues coming into Colleton County," said Rhode. "We do

our best to support those and I am happy to see the growth and diversity coming."

To learn more about bookings for parties, weddings, business functions and more contact Sparkles, Event Décor & Design, at 843-782-8100 and visit them on Facebook or Instagram.

"Sparkles, Betty Ann, and her entire team are absolutely amazing!! It was pouring rain and freezing cold on my wedding day, but I hardly noticed because of the work this team put in! They made my dream wedding a reality, and I cannot be more thankful for them. I recommend Sparkles to ANY bride that wants their dream wedding to be planned to perfection!" — Emily Brown



# Bridezilla BE GONE

You've seen the movie (and its reality TV offshoots—don't lie!) and know that **Bridezilla** isn't exactly a term of endearment. Yes, having an extreme control-freak attitude about your wedding plans might get you what you want; but is alienating your entire entourage really worth it? (We checked. It's not.)

## Dodge drama and stay sane for the big day

Bride-to-be, are you struggling to keep your cool as you plan for your rapidly approaching big day? If so, take a look at the top five potential sources of wedding-day drama and our tips to on how to deal.

### Potential drama source #1: the planning

It is completely normal to want everything to be perfect for what may be the happiest day of your life. But there's a difference between irritable at times and disagreeable all the time!

**Our tip:** If you can afford to hire a wedding planner, drop everything and do so right away before skipping to #2. Otherwise, start early—as in, not the month before D-day. Make an exhaustive to-do list and be willing to delegate some tasks to people you trust—but stand your ground and don't let anyone else take control of your day.

### Potential drama source #2: the dress

Ever since you announced your engagement you've been sending out rather mixed messages. You want your fiancé to add his touch to the wedding, but you keep shooting down his ideas. You won't stop saying that all that matters is to have fun on the big day, but keep reminding your soon-to-be husband that his buddies better be on their best behavior—or else.

Our tip: Don't be afraid to step out of your comfort zone, and trust the advice given by trained boutique staff—it's their job to make you look and feel great, after all. When it comes to dresses for your bridal party, just remember the cautionary scene in *Bridesmaids*. To avoid having your BFFs wish they'd never met you, let them choose a style that suits both their silhouette and their budget. You have final say on the color, though!

**Our tip:** Instead of wasting precious time and energy on bickering, take a deep breath and remember that a wedding involves two people. The big day should be a reflection of you as a couple (of which you're both equal parts).

### Potential drama source #3: the other half

Are you a tad obsessed with turning your online followers green with envy at the sight of your picture-perfect wedding posts?

**Our tip:** It takes more than a vintage filter (or four) to achieve professional-worthy results to share on your feed. It also takes more than a DSLR camera to be a wedding photographer, so do your homework and hire someone worthy of the title. And about those DIY decorations that bloggers and magazine writers always advertise as "super-easy to make": run a few trial sessions with some of your artistically gifted friends, and refrain from angrily ripping up your creation because it's not identical to the Pinterest post you were trying to emulate. Not everyone is an arts-and-crafts wizard—you can hire a decorator, you know.

### Potential drama source #4: social media

**Our tip:** To avoid feeling like you should keep your veil on all day (or worse, take flight à la *Runaway Bride*), have your beauty team—hair whisperer, makeup queen et al.—by your side to doll you up before you walk down the aisle. And don't sweat the small stuff! No blemish in the world is big enough to steal your thunder.

**Potential drama source #5: your mirror**  
The thought of waking up on your wedding day with a huge zit (or a cold sore, or a sunburn, or massive dark circles or a creepy third eye) might keep you up at night, but these things do happen (well, most of them anyway).

### Potential drama source #5: your mirror

**Our tip:** You'll see—your wedding is going to be absolutely beautiful. You know why? Because it'll be yours. And, most of all, because you'll have successfully preserved both your loved ones' sanity and your own—that's what we'd call a happy ending.

You'll see—your wedding is going to be absolutely beautiful. You know why? Because it'll be yours. And, most of all, because you'll have successfully preserved both your loved ones' sanity and your own—that's what we'd call a happy ending.







BANK OF THE  
LOWCOUNTRY

Bank Local,  
Bank Lowcountry.

banklowcountry.com

Member  
FDIC  EQUAL HOUSING  
LENDER



VICE&VERSA  
BOUTIQUE

We offer a broad range of bridal gowns  
styles and sizes along with excellent prices.

519 E. Washington St., Walterboro • 843-782-4350  
viceandversaboutique.com

We can  
personalize  
anything!

*Check out our  
selection of wedding  
items for him & her!*

228 E. Washington St.  
Walterboro, SC  
843-549-6480

sweetdreamsandjellibean.com




Accepting New Patients

The perfect *smile*  
on your *perfect* day

- Oral Sedation
- Teeth Whitening
- Botox and Lip Fillers
- Tooth Colored Fillings
- Root Canals
- Extractions
- Implants



1133 N. Jefferies Blvd. • Walterboro, SC  
843-549-5584 • www.walterborofamilydentistry.com



# Lowcountry Wedding Hometown Feel

## FOR USE OF OUTDOOR PAVILION ONLY

& use of outside bathrooms.

\$150 for 6 hours of use.

This amount includes a cleaning fee.

Additional hours: \$25 per hour.

## FOR USE OF MARKET HALL – OUR INTERIOR MEETING AND EVENT SPACE (also gives you use of the outdoor pavilion) and use of inside bathrooms.

\$300 for 6 hours of use.

This amount includes a cleaning fee.

Additional hours: \$50 per hour.

Four 8' tables are included in the rental fee. | Additional tables are available for rent.

Use of chairs is included in the rental fee. | Rental Rates for additional tables:

\$6.00 per table (60" rounds & 8'oblongs available) | Tablecloths are available to rent.

\$8.00 per tablecloth: Floor length black and ivory tablecloths available.

Reservation must include your set-up time and your event time.



506 & 514 E. Washington Street | Walterboro | 843-549-2303 | [www.colletonmuseum.org](http://www.colletonmuseum.org)

# Situated in the heart of historic downtown Walterboro



Pictures by Becky Moorehead

The Market Hall, located within the Colleton Museum and Farmers Market, offers an inviting and spacious wedding venue situated in the heart of historic downtown Walterboro.

The indoor area of the Market Hall can seat 100-120 guests for formal dining; however, the option of opening three overhead doors leading into the covered outdoor area of Farmers Market leads to endless opportunities for larger guest lists.

When it comes to catering, the venue has several options available on site. A small prep kitchen, ideal for food setup and storage, is just steps away from the party. Should catering require a larger space or access to a full kitchen, the Colleton Commercial Kitchen is located on site and offers caterers a bevy of options at their fingertips.

“With the addition of the Colleton Commercial Kitchen, the availability of caterers and custom

cakes is greater than ever before,” said Matt Mardell, director. “In the kitchen, A Soulful Taste has proven popular for catering, JJ Gourmet Cupcakes for a memorable cake and how about your wedding favors from Juice C Treats? Now there is also a surge of new food truck businesses coming in with similar capabilities. These go along with the old classics such as Jimmy Fitts, who we all know has an impressive outfit. Jimmy has used the museum multiple times and he always finds it has everything he needs.”

The Market Hall offers plenty of other perks to make your day unforgettable including an air-conditioned area, outdoor ceiling fans, multiple lighting options, a projector screen, multiple power sources inside and throughout the outdoor area, along with plenty of places to locate a DJ and dance floor.

Parking in downtown Walterboro is not a concern for those considering the Market Hall for their special day, as plentiful parking

exists on site and nearby. “Our new parking lot addition has been really important to help us meet demand,” said Mardell. “Around 40 new spaces were added in the gravel parking area under the trees.”

“Before the museum came along, there were limited choices for a local wedding space,” said Mardell. “But now we’re pretty much booked every weekend throughout the year and we have some bookings for the following year. It will be great that the Walterboro Wildlife Center is now also open to help meet the large demand for event space rental that we have

With all these options at your disposal, the biggest surprise may be the budget-friendly cost. “The inside event space rents in a six-hour block for \$300,” said Mardell. “This includes the Farmers Market area, inside and outside restrooms, along with some tables and chairs with more available at an extra cost. Depending on availability, the space

can be set up during working hours before the event so families may rest easy knowing it is ready and under lock-and-key until the big day.”

To learn more about booking the Market Hall, contact Eartha Cunningham, event coordinator, at [ecunningham@colletoncounty.org](mailto:ecunningham@colletoncounty.org), call 843-549-2303, or visit [www.colletonmuseum.org](http://www.colletonmuseum.org).

“With all that the Colleton Museum and Farmers Market has to offer at a great value, why wouldn’t you want to get married locally surrounded by your family and friends? Consider the history all around you in the museum, along with gorgeous photography spots like the benches beneath the vines — then toss in a trademark Lowcountry sunset — and anybody’s wedding day is perfect!” — Matt Mardell, director of the Colleton Museum and Farmers Market

# Beautiful backdrop for any event

## Story of how it came to be...

252 Signature Events has been a labor of love for Geoff McAlhane. He purchased the space four years ago without any planned intentions for the building. Purchasing and renovating an older property was a bucket list item for him, and this was an opportunity for him to see that through. The complete remodel was a slow one, and gradually took shape one project at a time. Throughout the process he kept a travel journal where he would jot down ideas from different places he visited. He brought those inspirations into the new design, but also worked to maintain a few historical elements. Keeping the old 'Shoeland' logo was a way to pay homage to the antiquity of the building and area. He also wanted to bring in fun, new elements that would make his property stand out among the others in town and create a distinctive identity.

As the renovation came to an end, he had to decide what to do with his work. He spoke to different business owners along the street, and locals to find out what they would want in the city. The idea of a private event space was suggested, and the rest is history. Being the only private event space on the street, he saw a unique opportunity to provide a service to the community. With a plan in place, the final touches were made to accommodate an open-concept space for private events. He made sure that the building would be a blank canvas for people to create their own vision for their celebrations, but also a well-appointed venue that he and the locals would be proud to showcase.




## About the Venue

252 Signature Events is the newest event venue in the heart of downtown Walterboro. Right across from the city's landmark waterfall, we are only steps away from local shopping, art, and restaurants. Our unique private events venue is perfect for engagement parties, rehearsal dinners, birthday celebrations, corporate functions, and all of life's special occasions.

The beautifully restored building features exposed brick walls, hardwood floors, and modern chandeliers. With an upscale urban design, it offers an appealing backdrop for your next party. Our open floorplan is perfect for cocktail style parties or small seated dinners.

## Rental

The rental includes the use of the indoor reception space



for a 4 hour event, as well as time for pre-event set-up and post-event breakdown.

Max capacity-  
- 100 people for a cocktail style reception.  
- 52 Max capacity for seated reception.

The following in-house rental items are included in the rental rate: 25 wooden X-back chairs, 8 tables, 1 lounge settings, 2 sofas and 1 console table.

## Want to see more...

We are available for tours by appointment. Please email [info@252events.com](mailto:info@252events.com) or call 843-909-2505 for more information or to schedule your visit.



GIVE YOUR  
EVENT THE  
BEAUTIFUL  
BACKDROP IT  
DESERVES.

100 PEOPLE FOR COCKTAIL  
STYLE PARTY

52 MAX CAPACITY FOR  
SEATED RECEPTION



252 E. Washington Street

For reservations contact Lindsay Hiers  
843-909-2505  
[info@252events.com](mailto:info@252events.com)

### Space rental includes:

25 wooden X-back chairs  
8 tables  
1 lounge setting  
(2 sofas, 1 console table)

PERFECT FOR  
PARTIES  
DINNERS  
CORPORATE  
FUNCTIONS

AN UPGRADE, UNIQUE  
PRIVATE EVENT VENUE  
LOCATED IN BEAUTIFUL  
DOWNTOWN WALTERBORO



# Finding the right look for you on your big day

Fringe Style Company has opened at 219 Robertson Blvd.




The full-service salon offers stylists who specialize in a range of services from head to toe, said owners Christy Price and Katherine Judy. Staff includes Price, who is a master colorist; Judy, a bridal and special event stylist; and Miriam Sharpe and Shane Horton, master stylists. They are joined by Readers' Choice best nail technician Katlynn Adams.

Price graduated from the Charleston Cosmetology Institute and has been a stylist for the latest color trends for over a decade. She was also featured in "Collette" magazine in 2016.

Judy, also a CCI graduate, has worked in the Lowcountry for five years. She specializes in special event styling and makeup arts.

Founded in early March 2020, Fringe Style Company was started when Judy and Price "decided small town needed an upbeat place with a staff available to cater to all types of clientele. We are excited to announce Spring 2020, our traveling bridal/special event team Katherine Judy and Lexi Shuman. This duo will be available for on-site services, weddings, pageants and other special events."

Hours are Monday-Saturday, 9 a.m.-6 p.m. For information call 843-549-5022.



## FRINGE STYLE CO.

FRINGE STYLE COMPANY IS A  
FULL SERVICE SALON! ALL THINGS HAIR & NAILS!  
LET US PAMPER YOU FROM HEAD TO TOE!

219 ROBERTSON BLVD | WALTERBORO  
843-549-5022



# Brice Herndon Draft Horse & Carriage Co.

When it comes to making just the right entrance on your big day, what would be finer than a horse-drawn carriage? There is nothing more enchanting than a horse and carriage in the beautiful landscape of Brice Herndon's Perchwood Farm, which is home to the draft horses and carriage houses of the Brice Herndon Draft Horse and Carriage Company.

For some, the horses remind us of simpler times and yesteryear; for others, it's symbolic of tradition and elegance. The earliest recorded sort of carriage was the Egyptian chariot as early as 1900 BC which was our form of travel well into the nineteenth century.

Donald Herndon's final and probably one of the most treasured ventures in his life was establishing The Brice Herndon Draft Horse and Carriage Company. It all began as a result of weekend excursion with his son and good friends, Timmy Sumner, Jared Sumner and Mike McLaine. They attended an Amish horse and carriage sale with the anticipation of bringing home an antique hearse carriage. Well as the story goes, Donald didn't come home with the horse-drawn hearse, but rather came home with the first of his draft horses and carriages. From there it all began. He oversaw the purchase and creation of Perchwood which would soon become its home. And until his last days, he remained resolute to the care of his beloved French Percherons, Clydesdales, and other horses. This endeavor brought full circle his childhood memories with horses - watching them work, perform carriage work, compete and do trail rides. The business is still operated and managed by the Brice Herndon Company today.

## Things We Offer:

Weddings  
 Birthday Parties  
 Hay Rides/Fall Festivals  
 Photo Shoots

Carriage Rides  
 Parades  
 Christmas Events





# *Make a* *Grand* ENTRANCE

Our white Classic Vis-a-vis Carriage is perfect for any occasion and just right for one or four riders. It also comes with a beautiful top to provide shade on sunny days or if rain should come during your excursion.

*Brice Herndon Draft Horse & Carriage Co.*

1193 Bells Highway | 843.538.5408 | [www.briceherndonfuneralhome.com](http://www.briceherndonfuneralhome.com)

# Pick the perfect wedding day jewelry.

Wedding jewelry is an integral part of the bridal look. It is your big day, so choosing the right kind of jewelry is important. Choosing bridal jewelry can be very overwhelming. There are an array of styles jewelry available for your wedding day. So it is little difficult to choose the right kind of jewelry based on your skin tone and your wedding dress. It is your big day, so leave no stones unturned to get yourself the best jewelry. The goal is to find the right jewelry items that complete your look and add elegance to your beauty. Getting the right necklace, wedding diamond band or earrings is a challenging task. The aim is to get exquisitely crafted jewelry pieces that are authentic yet do not require that you spend a fortune on them. People often find it a little difficult to get the right jewelry items for the wedding.

Follow these quick guide for every bride to pick the perfect wedding day jewelry.

## 1. Do Not "Overdo" It!

The very first thing you need to accept is that "less is more" in many cases. Do not take the risk of overdoing things. Your wedding jewelry must not outshine your wedding dress; it should rather blend well with the overall look of your bridal wear.

For example, if your wedding gown has an ornate neckline, then do not wear a necklace as it may cause the

neckline to look too busy. Instead, opt for drop earrings that can complement your look.

If your wedding dress is on the simpler side, then try to opt for a bold statement by wearing a necklace. Also, be very careful while choosing wedding ring sets: they should match the fabric of the wedding attire. To add a dramatic unique touch to your look, it is not necessary that everything should match. Contrasting in the appropriate manner can make any bride look mesmerizingly beautiful.

## 2. Choose Wedding Jewelry Based on the Fabric of Your Dress

If you are not sure about whether to choose yellow gold, platinum or rose gold, then it is advisable to go for jewelry based on the color of the fabric of your dress. If your gown is white, then try to opt for platinum or silver pieces. When it comes to ivory, gold jewelry enhances your look the best.

If your wedding dress is in hues of pink, then rose gold could be the ideal metal for your jewelry. The fabric and embellishments of your wedding gown can help to provide you with clues about the kind of jewelry you need to wear. Very light beige color wedding attire goes well with burnished silver jewelry.

## 3. Consider the Neckline of Your Dress

The neckline of your wedding dress is the deciding factor for the kind of necklace you are going to wear. A choker or a shorter necklace is appropriate for dresses with a strapless neckline or sweetheart neckline.

If your wedding gown has an ornate neckline, you can go for chandelier earrings and fresh flowers for your hair. To balance everything, do not hesitate to wear a small bracelet, bangle or a cocktail ring to complete the look. V-neck wedding dresses call for choker and pendant or you can even layer both. You can pair the necklace with dangling earrings or studs whichever looks fine to you.

## 4. Keep Jewelry Highlighted

You need to choose jewelry in a way that allows them to be highlighted by your wedding dress and not outdo it. Choose the metals of the jewelry keeping the color of the dress in mind. Do not forget to highlight the jewelry that you have worn for your special day.

Opting for too many jewelry items can make your entire look messy. So try to choose one single necklace that highlights your entire look and goes well with a heavy pair of earrings and ring.

## 5. Avoid Too Many Colors in Wedding Jewelry

Opting for too many colors for your wedding jewelry is a strict no-no. Try to go for a single or bi-color that blends well with the wedding attire. Multicolored jewelry makes you look messy and steals attention from the overall beauty of the bride.

Therefore, if you are planning to have jewelry studded with several different gemstones, then understand that this is a strict no-no for your special day.

## 6. Avoid Choosing Too Many Metals Together

Try to go for a maximum of two metals for your wedding day. Too many metals can spoil the entire look. Even if you are looking for wedding ring sets, try to go only two metals and not more. Too many metals can simply cause confusion in the look.

For example, if you are trying to wear a white gown, platinum or white gold would go well with your attire.

These are some of the points that you would need to keep in mind while choosing the right jewelry for your wedding day. Go for the ladies at Treasure Chest Gold Co. for help picking out the perfect jewelry for your big day.



*I do!*

*Happily ever after starts with a beautiful beginning!*

We have a large selection of rings for every style and budget that she is sure to love and cherish for a lifetime.

**TREASURE CHEST**  
**GOLD CO.**  
*10k and 14k Gold Jewelry*

619 Bells Highway • Walterboro, SC • 843-549-2203

