

Cottelen

BRIDAL

P L A N N E R



The Press and Standard



Hand Selected... Custom Made... Just for YOU
AT INFINGER'S JEWELRY YOUR RING IS TRULY LIKE NO OTHER



"Will you marry me?" Every wedding begins with these four very special words.

At Infinger's Jewelry, they pride themselves on having served the Lowcountry for over 65 years, providing both the bride and groom with the perfect engagement and wedding rings for their special day. Located at 212 E. Washington Street, Infinger's has the largest selection of bridal jewelry with over 1500 rings in stock.


Infinger's specializes in custom designs. With their new app, Custom Studio, they bring the design process straight to their customers, who can custom design a one-of-a-kind piece. The app can browse thousands of designs and make them your own,

bringing your idea to life from scratch.

Another way Infinger's can make your special day more memorable is with their selection of bridesmaid and groomsman gifts. They offer collections from Frederic Duclos, Southern Gates, Kit Heath, Bella Cavo, and many more. With such a vast selection, it's easy to find a gift that your wedding party will cherish for a lifetime.

The staff at Infinger's Jewelry treat their customers like family and strive to make this important time in their lives a memorable and enjoyable experience. To learn more, give them a call at (843) 549-5616, or visit them on Facebook.

Custom made just for you...



INFINGER'S *Jewelry*

*Where the Lowcountry
Gets Engaged*

212 E. WASHINGTON STREET • DOWNTOWN WALTERBORO • 549-5616

Colleton
BRIDAL
 P L A N N E R



Table of Contents

- 1** Colleton Bridal Planner Photo Contest Winner
- 2** Feature Jeweler: Infinger's Jewelry
- 5** 12 Wedding Favors to Impress Your Guests
- 7** Feature Venue: Pineland Plantation Events
- 8** Who, What & Where Edisto
- 9** Invitations Set the Scene
- 10** Feature Event Planner: Sparkles Event Décor & Design
- 12** Things to do before I DO
- 15** Feature Venue: Colleton Museum & Farmers Market
- 16** Wedding Rules
- 18** Feature Financial Planning: Tom McCarty New York Life
- 20** Great Photo Ideas
- 21** The Wedding Budget
- 23** Feature Venue: Lighthouse Winery & Vineyards
- 24** Photo Contest Entries

**WALTERBORO
 CASH & CARRY**

**PLATES
 WINE GLASSES
 FLATWARE
 PLATTERS
 & MORE!**

Mon, Tues, Thurs and Fri 8am - 5pm | Wed and Sat 8am - 12 noon
 843-549-2722
 100 OLD BEACH PLACE RD. | (OFF JEFFERIES HWY.)

The Petal Palace Florist

"Where flowers whisper what words can't say."



Wedding Flowers

The Petal Palace Florist offers a wide selection of bridal bouquets, wedding ceremony flowers and centerpieces.



302 Ivanhoe Drive • Walterboro, SC 29488

843-549-7506/888-548-6565 • www.thepetalpalaceflorist.com


12 Wedding Favors to Impress Your Guests

Hangover Helper
Here's a party favor guests don't have to wait until the end of the night to receive. Your guests will definitely be thankful for this two-part gift.



Mini Soaps
Perfect for a morning shower after a long night of partying.

Wine Stoppers
Put a cork in it!



Mini Mason Jars
Personalized mason jars filled with whatever your heart desires.

Colorful Tiles
Pretty decorative tiles that everyone will love.

Seed Packets
Let love grow.



Playing Cards
Playing cards are a classic wedding favor and with good reason!

Mocha Mix
Mocha or hot chocolate — anything works! Perfect for weddings during winter months.



Mixtape
Make a mixtape (or mixed CD) of all your favorite songs that symbolize your love and wedding.



Sparklers
Bring everyone back to their childhood with this fun favor.

S'mores To-Go
Just a lil' snack for the road.



Mints
If you're on a budget then these favors are great for you. They won't break the bank, but they're also totally cute.

The *Restaurant*



at
DOGWOOD HILLS

Eat, Drink & Be Married!



RESTAURANT: 843-539-2999
GOLF COURSE: 843-539-8316
1 DOGWOOD LANE | WALTERBORO, SC



ASK ABOUT PRICING AND AVAILABILITY FOR YOUR NEXT EVENT

Receptions, Rehearsal Dinners, Showers and Parties

SCHEDULE YOUR PHOTO SHOOT WITH US TODAY!



Pineland Plantation Events



**PACKAGES AVAILABLE
CALL FOR PRICING.**

FIND US ON FACEBOOK



*Weddings
& Events!*

www.pinelandplantationevents.com | 864-377-4193 | 2711 Possum Corner Road | Walterboro, SC

A storybook setting for a Lowcountry Wedding



Situated within an hour's drive of most of the Lowcountry, Pineland Plantation welcomes guests with plenty of wide-open spaces and Southern charm. The turn-of-the-century main house (est. 1900), was constructed in the Colonial plantation style. Completely restored, it boasts the original heart pine flooring and offers brides a picturesque setting on their special day.

With an array of outdoor settings to choose from, brides have a unique opportunity to create their dream wedding day. Pineland Plantation Events offers something for just about every bride, including a beautifully manicured front lawn, an elegant southern porch with majestic white columns and welcoming rocking chairs, a landscaped pond, a mature pine woodland and stately moss-draped oaks — all the makings for dazzling photographs on your special day.

Owner Amy Coleman is a South Carolina native and spent her childhood summers frequenting the Lowcountry coast. “Like most, I fell in love with the Lowcountry,” said Coleman. “I have always had a love of history and it is no surprise to the people that know me best that I would fall in love with and come to own Pineland Plantation. From day one, I have felt the property was too beautiful for me to keep it all to myself. By making it an outdoor venue, I am able to share this historical home and grounds with others while maintaining the integrity of the home and family.”

Pineland Plantation was honored with the 2017 Landgrave Bellinger Award, presented by the Colleton County Historical Society, for plantation preservation at its best. To learn more about the venue, visit <https://pinelandplantationevents.com> or contact

Coleman at 843-893-2888 or 864-377-4193.

“As for Walterboro, I have fallen in love with the quaint, friendly town,” said Coleman. “It is very reminiscent of Greenwood where I spent my childhood.”

EDISTO

CHAMBER OF COMMERCE

Weddings & Events

Congratulations on your upcoming wedding!! We are delighted you are considering Edisto for the ceremony. Included below is some information that will hopefully assist with your planning efforts:

Wedding on the Beach:

If you should be considering a wedding on the beach, please review the criteria established by the Town of Edisto Beach townofedistobeach.com/weddings to determine if a permit is required. Depending on the number of guests and vehicles you expect, we always suggest that you contact the town concerning your plans. This will assure that you are aware of any concerns associated with parking. The Town Hall number is 843-869-2505.

Beach Wedding Service Provider:

Beach Weddings at Edisto

Marriage License:

Although the Chamber does not have info on marriage licenses, you can contact the Court House in Walterboro (Colleton County Probate Office, 843-549-7216) for details. (Edisto Beach is in Colleton County and Walterboro is the County Seat.)

Cakes:

Wendie Smith

Wedding Planning:

Au Contraire Event & Design
Beach Weddings at Edisto
Edisto Island Events & Design

Accommodations:

Atwood Vacations
Edisto Realty

Egrets Point Townhouses

Wyndham

Carolina One -Kapp Lyons Realty

Photography:

Caroline Matheny Designs
Wendie Smith Photography
Lasting Impressions Photography
Colorful Things Photography

Florists:

Coming Up Roses

Outdoor Pest Control:

Apex of Edisto
Mosquito Squad
Palmetto Exterminators

Rentals:

Chairs and Tables - Edisto Lions Club

Venues:

Bay Creek Park, The Town of Edisto Beach,
Cypress Trees Plantation
Edisto Civic Center
Edisto Lions Club
Edisto Plantation Weddings Tecla Earnshaw
The Plantation Course Club Room
Wilkinson Landing

Caterers & Liquor Stores

Aberdeen Catering
At Your Service Events
Flowers Seafood Company
Green Boat Discount Liquor
Pressleys at the Marina
Sea Spirits Liquor

Gifts:

Charleston Cotton Exchange, Inc.
Edistonian Gift Shop & Gallery/Surf & Turf Beachwear
With These Hands Gallery
Magpie and Company

Churches & Ministers:

Allen AME Church, Rev Arnold Gordon
Calvary AME Church, Rev Nathan Brown
Church of Christ of Edisto Island
Edisto Beach Baptist Church, Rev Rob Heath
Greater Bethel AME Church, Rev Melvin Hunter
Edisto Island United Methodist Church, Rev Kevin Stroop
Bethlehem RMUE Church, Rev Wesley A. Moore, Sr.
Edisto Presbyterian Church, Rev Portee III
Episcopal Church on Edisto, Rev Paul Gilbert
Greater Galilee Church, Rev Harrison Jenkins
Presbyterian Church on Edisto Island, Rev Ashley Sanders
Mount Olive Baptist Church, Rev Marion Gadsden
St Frederick & St Stephen Catholic Church, Rev. Johnbosco Duraisamy
New First Missionary Baptist Church, Rev Albert (Chick) Morrison
Trinity Episcopal Church, Rev E Weyman Camp
Zion Reformed Episcopal Church, Rev Wiggins

Wedding Officiants:

Kate Hall
Gloria Randall
Sophia Sanders
James McGee

Email addresses and phone numbers are online. www.edistochamber.com/weddings. Please call if we can assist with any other questions. If this has been helpful, and you are in contact with these organizations, please mention the Chamber so they can track referrals.



SOMETHING





Blue

YOUR DREAM BEACH WEDDING,
NATURALLY.

EDISTO
CHAMBER OF COMMERCE

www.edistochamber.com

843.869.3867 |  | 



Your invitation should set the tone for your wedding, reflecting its theme and colors as well as your own personality. If you are at the invitation stage of your wedding plans, most likely you have already made significant decisions such as the date, time, place and theme of your special day. Now all you have to do is choose how the invitation will reflect those choices.

Although your parents may encourage you to stick with a traditional white or cream formal invitation and your grandmother might not enjoy a glitter spray upon opening the envelope, remember the invitation is your guests' first preview of your wedding day. Just as an invitation to a destination wedding on the beach should be reflected in a simple casual design, a formal invitation implies that your guests should not wear jeans and a t-shirt.

Contemporary invitation trends are diverse. There are so many options from DIY designs to reviewing books of samples at a wedding supply business. The current trend is to make your invitation "something unique, something special and something that delivers a message about the bride and groom."

And don't forget about the envelope liners. More and more couples are using the inner layer of their invitation as a place to add graphics and/or messages or to emphasize the wedding's color theme. If you can't decide between formal and fun, compromise by making the liner memorable. A metallic foil, a floral patterned print or a map can provide that extra personal touch.

No matter what size, shape, color, or design elements you select for your invitation, make this rule your guiding principal: proof your message, proof it again and again, and ask someone else to proof it for you.

Invitations Set the Scene

SELECTING A WEDDING INVITATION HAS NEVER BEEN EASIER... BUT ALSO MORE CHALLENGING! ANYTHING GOES THESE DAYS, FROM ETCHING ON REAL WOOD TO GOLD-FUSED GLITTER BOMBS. BUT WITH SO MANY ALTERNATIVES, HOW DO YOU CHOOSE THE RIGHT DESIGN AND WORDING FOR THIS IMPORTANT MESSAGE?

Professional
WEDDING GOWN
CLEANING & PRESERVATION

Mon, Tues, Thrus, Fri - 7:30am - 5:30pm • Wed, Sat - 7:30am - 12pm

ANDERSON 843-549-1659
ONE HOUR CLEANERS 197 Ireland Creek Drive
Walterboro, SC 29488

Make A Grand Entrance...

Brice Herndon Draft Horse & Carriage Co.

1193 BELLS HIGHWAY | 843.538.5408 | WWW.BRICEHERNDONFUNERALHOME.COM

PADGETT
INSURANCE AGENCY

What is wedding insurance and why do I need it?
Wedding insurance is a type of special event insurance (also called one-day insurance) that covers injuries and venue damages. Plus, you can add coverage for cancellations, rings, cakes, dresses, etc. The average wedding now costs \$31,000, making it a significant investment.

You can get more than a wedding insurance policy. Insurance is available for 400+ events, including rehearsal dinners, birthday and anniversary parties, showers, dinner events, sporting events and more.

SC / NC / GA

ERICKA KIZER WOODS
Agent/Owner

843.549.1181 | 305 E. Washington St., Walterboro, SC

Creating, designing and making a bride's vision a reality



When it comes to turning wedding dreams into a reality, Sparkles, Event Décor & Design, located at 10666 Cottageville Highway, has established itself as one of the best in the Lowcountry and beyond.

Since 2013, the creative talents of BA Rhode and her design team have had one goal — to make sure each and every bride feels special on her wedding day. Offering different packages from full planning to the popular partial planning or day-of-coordination, Sparkles takes pride in creating the bride's vision and then ensuring the day is perfect for both the bride and groom.

The Sparkles staff believes in developing a relationship with their brides to create and tailor a one-of-a-kind vision for their special day. "We love taking a blank slate and making it perfect for the bride," said Rhode.

"It is a challenge, but it is also fun. We are very budget conscious and try to give them everything they want as best we can."

Started originally as a hobby, Sparkles now averages 80-plus weddings a year, in addition to other events, and has grown to now include 11 team members. Accommodating multiple weddings in a day, Rhode is obviously thankful for her team. "I am blessed," she said. "I could not do what I do without my team. It is a 17-hour day with each wedding, usually requiring three team members."



According to Rhode, the Lowcountry is the No. 2 wedding destination in America, making long-range planning essential to book popular venues. With 50 percent of their weddings east and 50 percent west, Rhode

is excited about the recent growth in local wedding venues. "I am really thrilled to see new venues coming into Colleton County," said Rhode. "We do our best to support those and I am happy to see the growth and diversity com-

To learn more about booking Sparkles, Event Décor & Design, contact them at 843.835.3209 and visit them on Facebook.

"The Sparkles team is absolutely amazing. They went above and beyond to create the wedding that we had always dreamed of and more! They have any and everything you could possibly think of to make your day special and unique. They made planning our wedding easy, stress free, and it went above and beyond what we had ever imagined!!" — Kaylyn Scott Baxley

LET US CREATE *your special moment*



FULL WEDDING PLANNING

PARTIAL PLANNING WITH DAY OF COORDINATION

TABLESCAPES

INDOOR & OUTDOOR VENUE STAGING

WE HAVE PLANNED MORE
THAN 300 WEDDINGS

VINTAGE, COUNTRY RUSTIC, SHABBY CHIC, CLASSIC

ELEGANCE, MODERN, BLING DE BLING, BEACHSIDE,

LOWCOUNTRY, MIDNIGHT ROMANCE, FUN AND

FANCY, ENGLISH GARDEN, INDIAN AND SO MUCH MORE!



CHECK OUT OUR FACEBOOK SUCESS STORIES!

843-835-3209 | SPARKLESEVENTSANDDECOR.COM

Things to do before

I D O

12+ Months Before

- Start a wedding folder or binder.
- Decide on your wedding date and time.
- Gather inspiration.
- Choose a color palette. Browse our COLOR PALETTES for inspiration.
- Create a budget. Read our WEDDING BUDGET 101.
- Pick your wedding party.
- Create your guest list.
- Hire a wedding planner. Browse our EVENT PLANNERS & DESIGNERS to find your perfect match.
- Reserve your ceremony and reception venue(s).
- Browse our VENUES to find the right location to say I Do.
- Research vendors. Photographer, videographer, band/DJ, florist, caterer, officiant, etc. Our VENDOR GUIDE features wedding vendors from across the globe to help you find your team of suppliers.
- Take engagement photos.
- Throw an engagement party. Register for gifts beforehand if needed.

12 To 9 Months Before

- Hire your vendors. Photographer, videographer, band/DJ, florist, caterer, officiant, etc. Our VENDOR GUIDE features wedding vendors from across the globe to help you find your team of suppliers. Don't forget these IMPORTANT QUESTIONS to help you find your perfect WEDDING PHOTOGRAPHER.
- Launch a wedding website. Learn how to create the

perfect WEDDING WEBSITE.

- Hire a rental company. Think about any structural or electrical components you may need, from furniture (tables, chairs, tent) to generators to portable toilets, and more. Browse our RENTALS & DECOR suppliers in the Vendor Guide.
- Obtain wedding insurance.
- Purchase your wedding dress.
- Register for gifts.
- Think about the menu you'd like to have for your reception.
- Decide on the type of entertainment you'd like.
- Envision your dream floral decor.
- Reserve a hotel block for out-of-town guests.

9 To 6 Months Before

- Hire your vendors. Ceremony musicians. Browse our MUSIC & ENTERTAINMENT suppliers in the Vendor Guide.
- Purchase your invitations. Browse our STATIONERY suppliers in the Vendor Guide for more options.
- Start planning your honeymoon. Browse our TRAVEL planners in the Vendor Guide.
- Order your bridesmaids' dresses.
- Order and send out your save-the-dates. It's a good idea to send these out 6 months before your wedding. If you're planning a DESTINATION WEDDING or plan to have a lot of out-of-town guests, you can send them 8 months before to be courteous.
- Draft your wedding day timeline.

6 To 4 Months Before

- Attend pre-marriage counseling if needed.
- Create your rehearsal dinner guest list.
- Book your rehearsal and rehearsal dinner venue(s).
- Send the bridal shower guest list to the host of the shower.
- Check on the status of your invitations.
- Envision your dream wedding cake. Hire a cake designer. Browse our DESSERTS & CAKES designers in the Vendor Guide.
- Book your hair and makeup artists. Do a trial run with a few stylists to find the right one for you. Browse our BEAUTY stylists in the Vendor Guide.
- Hire wedding transportation. Think about the wedding party and out-of-town guests. Browse our TRANSPORTATION providers in the Vendor Guide.
- Purchase wedding accessories. Buy your shoes, undergarments, hair pieces, jewelry, etc. Browse our FASHION & ACCESSORIES suppliers in the Vendor Guide.
- Have a dress fitting.
- Purchase your wedding rings. Browse our FASHION & ACCESSORIES suppliers in the Vendor Guide.
- Shop for men's formalwear. Browse our FASHION & ACCESSORIES suppliers in the Vendor Guide.
- Choose your processional music and decide on your reception playlist.
- Renew or get passports if necessary. If you're planning a destination wedding or honeymooning in another country, don't overlook this important step!

3 Months Before

- Finalize your wedding menu and flower selection.
- Order your wedding cake if you haven't already.
- Book childcare for guests' kids.
- Finalize your guest list.
- Order additional stationery. Menu cards, programs, escort cards, etc.
- Hire a calligrapher. Browse our CALLIGRAPHY artists in the Vendor Guide.
- Attend your wedding or bridal shower(s).
- Order favors. Decide whether or not you'd like to give your guests favors.
- Meet with the officiant. Finalize readings and decide on anything else that will be presented during the ceremony.
- Make a list of who will be giving toasts.
- Groom: rent your formalwear.
- Finalize your wedding day timeline.
- Send the final wedding day timeline to your vendors.

2 Months Before

- Check in and confirm details with all of your vendors.
- Meet with the photographer. It's a good idea to meet at the venue if possible so the photographer can start planning shots.
- Review your playlist with the bandleader or DJ. Provide a 'don't play' and 'must play' list, if any.
- Do a hair and makeup trial run. Decide on the style and look you'd like for your big day.
- Write your vows.



Mini Bottles
MAKE THE PERFECT
WEDDING FAVOR
ASK US ABOUT ORDERING IN BULK

**LOUIE'S
LIQUOR**
AND FINE WINE

1319 JEFFERIES BLVD. | WALTERBORO, SC | 843-549-2921



Jimmy Fitts
CATERING

main: 843-844-7246 cell: 843-908-4872

All food is cooked on site! • Weddings & Rehearsal Parties
Packages Available for any budget • Full Service Catering

- Take dance lessons. If you're not comfortable on the dance floor or want to do an elaborate dance with your spouse, it's a good idea to take dance lessons to be prepared.
- Write and send thank you notes for shower gifts and early wedding gifts received.
- Purchase gifts for your parents, wedding party, and each other.
- Send out your invitations. It's recommended to send these 8 weeks before your wedding, and have the RSVP cutoff at 3 weeks after the postmark date.
- Submit your wedding announcement to the newspaper.

- ### 2 Weeks Before
- Check RSVPs. Follow up with any guests you haven't heard from.
 - Deliver the finalized playlist to the bandleader or DJ.
 - Bride: Get your hair cut and colored.
 - Put together a bridal emergency kit.
 - Enjoy your bachelor and bachelorette parties.

- ### 2 To 3 Days Before
- Check in and confirm details with all of your vendors.
 - Get the wedding dress pressed or steamed, if needed.
 - Groom: Have your final fitting and pick up your formal wear.
 - Have the Best Man check in with all groomsmen. Confirm they have attended their final fittings and have their formal wear.
 - Determine the wedding party positions for the ceremony and order for the processional and recessional.
 - Give the place cards, table cards, menus, favors, etc. to the caterer or reception venue manager.
 - Call the transportation companies to confirm pickup times and locations.
 - Deliver the welcome baskets to the hotel concierge with names and delivery instructions.

- Attend your rehearsal dinner.
- Present the wedding party with gifts at the rehearsal dinner.
- Go to bed early!

- ### 1 Month Before
- Check in and confirm details with all of your vendors.
 - Obtain a marriage license.
 - Deliver your 'must-have' shot list to the photographer and videographer.
 - Mail out your rehearsal dinner invitations.
 - Confirm the bridesmaids are ready and have their dresses.
 - Email and print directions for transportation drivers.
 - Plan your reception seating chart.
 - Purchase/collect your something old, something new, borrowed, and blue.
 - Purchase your guest book, toasting flutes, cake servers, unity candle, etc.
 - Plan the welcome baskets.
 - Purchase alcohol, if needed, and finalize your signature cocktails.

- ### 1 Week Before
- Check in and confirm details with all of your vendors.
 - Confirm roles and duties with the wedding party. Give them the wedding day timeline so they know what's expected.
 - Delegate any small wedding-day tasks you can to friends and family.
 - Break in your shoes!
 - Book a spa appointment. Enjoy a massage and facial to decompress.
 - Send the final guest list/head count to the caterer and/or venue.
 - Assemble and distribute your welcome baskets.
 - Pack for your honeymoon.
 - Connect with the venue manager. Provide them with any special requests for vendors, i.e. setup spaces needed, cake table, DJ table, etc.
 - Give the ceremony and reception venue manager(s) a schedule of vendor delivery and setup times. It's also a good idea to include a contact name and phone number for each vendor.
 - Groom: Get your hair cut.

- ### The Day Before
- Give all vendors an emergency number to call on the day of the wedding. Designate someone you trust to handle all questions and concerns.
 - Write final checks for vendors. Give them to the Best Man along with tip envelopes to be handed out at/after the wedding.
 - Assign someone to pack up the gifts/belongings after the reception.
 - Assign someone to take the Bride's gown to cleaning and to return the Groom's rentals.
 - Rehearse the ceremony.
 - Drop off ceremony accessories at the venue.
 - Give the marriage license to the officiant.
 - Get a manicure and pedicure.

- ### The Day Of
- Present parents and each other with gifts.
 - Give the wedding bands to the Best Man and Maid of Honor.
 - Give the Best Man the officiant's fee envelope to be presented after the ceremony.
 - Introduce the reception venue manager to your designated contact person for questions or concerns.
 - Assign someone you trust to be the photographer's contact. This person can help the photographer gather necessary people for photos and point out who is who.

- ### After The Wedding
- Write and send thank you notes.
 - Complete your registry. Exchange or return unwanted or duplicate gifts.
 - Preserve your wedding dress.
 - Follow up with your photographer and videographer for albums, DVDs, etc.
 - Get your name changed.

a love that lasts forever
starts with the perfect ring!

**TREASURE CHEST
GOLD CO.**
10k and 14k Gold Jewelry

619 Bells Hwy | Trading Post Plaza | 843-549-2203

Lowcountry Wedding Hometown Feel

FOR USE OF OUTDOOR PAVILION ONLY & USE OF OUTSIDE BATHROOMS.

\$150 for 6 hours of use.

This amount includes a cleaning fee.

Additional hours: \$25 per hour.

FOR USE OF MARKET HALL – OUR INTERIOR MEETING AND EVENT SPACE (also gives you use of the outdoor pavilion) and use of inside bathrooms.

\$300 for 6 hours of use.

This amount includes a cleaning fee.

Additional hours: \$50 per hour.

Four 8' tables are included in the rental fee. | Additional tables are available for rent.

Use of chairs is included in the rental fee. | Rental Rates for additional tables:

\$6.00 per table (60" rounds & 8'oblongs available) | Tablecloths are available to rent.

\$8.00 per tablecloth: Floor length ivory tablecloths available.

Reservation must include your set-up time and your event time.



**COLLETON
MUSEUM &
FARMERS MARKET**



**COLLETON COMMERCIAL
KITCHEN**

506 & 514 E. Washington Street | Walterboro | 843-549-2303 | www.colletonmuseum.org

Situated in the heart of historic downtown Walterboro



Pictures by Becky Moorehead

The Market Hall, located within the Colleton Museum and Farmers Market, offers an inviting and spacious wedding venue situated in the heart of historic downtown Walterboro.

The indoor area of the Market Hall can seat 100-120 guests for formal dining; however, the option of opening three overhead doors leading into the covered outdoor area of Farmers Market leads to endless opportunities for larger guest lists.

When it comes to catering, the venue has several options available on site. A small prep kitchen, ideal for food setup and storage, is just steps away from the party. Should catering require a larger space or access to a full kitchen, the Colleton Commercial Kitchen is located on site and offers caterers a bevy of options at their fingertips.

"With the addition of the Colleton Commer-

cial Kitchen, the availability of caterers and custom cakes is greater than ever before," said Matt Mardell, director. "In the kitchen, A Soulful Taste has proven popular for both catering and cakes, but now there is also a surge of new food truck businesses coming in with similar capabilities. These go along with the old classics such as Jimmy Fitts, who we all know has an impressive outfit. Jimmy has used the museum multiple times and he always finds it has everything he needs."

The Market Hall offers plenty of other perks to make your day unforgettable including an air-conditioned area, outdoor ceiling fans, multiple lighting options, a projector screen, multiple power sources inside and throughout the outdoor area, along with plenty of places to locate a DJ and dance floor.

Parking in downtown Walterboro is not a concern for those considering the Market

Hall for their special day, as plentiful parking exists on site and nearby. "Our new parking lot addition has been really important to help us meet demand," said Mardell. "Around 40 new spaces were added in the gravel parking area under the trees."

"Before the museum came along, there were limited choices for a local wedding space," said Mardell. "But now we're pretty much booked every weekend throughout the year and we have some bookings for the following year. It will be great when the city opens the Discovery Center so locally, along with Dogwood Hills, we can meet all the demand."

With all these options at your disposal, the biggest surprise may be the budget-friendly cost. "The inside event space rents in a six-hour block for \$300," said Mardell. "This includes the Farmers Market area, inside and outside restrooms, along with some tables and chairs with more available at an extra cost. Depending on availability, the

space can be set up during working hours before the event so families may rest easy knowing it is ready and under lock-and-key until the big day."

To learn more about booking the Market Hall, contact Eartha Cunningham, event coordinator, at ecunningham@colletoncounty.org, call 843-549-2303, or visit www.colletonmuseum.org.

"With all that the Colleton Museum and Farmers Market has to offer at a great value, why wouldn't you want to get married locally surrounded by your family and friends? Consider the history all around you in the museum, along with gorgeous photography spots like the benches beneath the vines — then toss in a trademark Lowcountry sunset — and anybody's wedding day is perfect!" — Matt Mardell, director of the Colleton Museum and Farmers Market



Wedding Rules YOU SHOULD ACTUALLY FOLLOW

At this point in the wedding game, there's not much that's off the table. Archaic wedding rules should be broken, if that means making your big day more "you". But for every traditional rule you should toss, there are a few that should actually be followed — from sticking to your budget to buying a dress you can sit down in and everything in between.

Wedding planning can be overwhelming as it is, and following these rules will help lessen the stress that comes with such a special day. Here are 25 golden wedding rules — take note!

By Deena Bustillo (via pinterest.com)

1. Set a budget and stick with it.

It's easy to get into a warped mindset about money when you're planning a wedding and talking about thousands of dollars (or more!) at a time. Anything that's not thousands of dollars starts to feel "affordable" so it's easy to say yes to a lot of "small" purchases in the \$100-\$500 range. But here's the ugly truth: Those smaller purchases add up really fast and can leave you way, way over budget. So, be realistic about all of your wedding spending and make sure to stay organized and on top of how much you're actually spending.

2. If you send a save the date, you must send an invitation.

If you're on the fence about inviting someone to your wedding, then skip sending them the save the date in the first place.

And even if you already know someone you're inviting can't make the wedding, still send them a save the date and invitation so they know they're included.



3. Be clear about you guests' plus ones.

If you know the name of a guest's plus one, be sure to include it on the invitation so they know they're truly welcome at your big day. Otherwise, if you're allowing your guests to bring a plus one of their choosing, "and Guest" on the invitation will suffice.

4. Make sure to triple check your seating chart.

Thumbtack wedding planner Renee Steelman told us: "Seating charts can either be heaven sent or a nightmare. Although

seating charts are created to make the day easy and the dinner hour flow, one thing that brides rarely do is triple check their work. When finalizing the wedding details, do not neglect your seating chart and make sure to not over look name spellings, table numbers, the amount of guests per table, or even guests disabilities or health situations. In addition, make sure to make numerous copies of your seating chart for your wedding planner and your catering company to have on hand in case of an emergency."

5. Make it easy for your guests to RSVP.

This means include postage on your RSVP card. Or, if you're having guests RSVP online on your wedding website, make that very clear and easy. Remember not all of your guests spend their lives on the Internet — grandparent types might need some assistance.



6. Don't include registry info on your wedding invite.

Just don't. If you create a wedding website, include your wedding registry info on it and provide a link from your save the date and invitation.

7. Don't compare and/or compete with your friends' weddings.

Let's face it, thanks to Pinterest it's pretty hard not to compare your wedding to 8,492 other fancy ones on the Internet, but try to keep some perspective when it comes to people you actually know. Your wedding will be special in its own ways, even if you don't have a chocolate fountain like Mary or an \$8,000 photographer like Katie.

8. Do take care of your vendors.

Your vendors are going to be a huge part of ensuring your day is completely amazing, so be sure to treat them well. This means: providing them with a meal (and not just a crummy vendor meal) and tipping them appropriately. A nice touch is

also writing a thank you note to let them know how much you appreciate their hard work.



9. Make sure you get along with your photographer.

Even if you LOVE a photographer's work on Instagram, make sure you actually meet (or at least video chat) before you sign a contract. This is one of the vendors who'll be with you all day long on your wedding day, and if you absolutely can't stand the person, it's going to seriously impact the outcome of your pictures.



10. Be conscientious of your bridesmaids' budgets.

Weddings are expensive for everyone, even the bridesmaids. Between the dress, shoes, hair + makeup, and bachelorette party, there's a not-so-small price tag on taking part in your big day. For that reason, it's important to be open about costs and expectations with your gals in the beginning. Pick dresses that are in everyone's budgets — or even offer to help cover some costs if you can. Bottom line: Be a good friend.

11. Express yourselves as a couple.

Now more than ever, couples are emphasizing their personal styles and preferences over antiquated wedding traditions and it's great — so just do it! If you don't want to wear a veil ditch it! If you don't want to assign seating, don't. If you hate cake and want a wedding cookie instead, more power to you. Whether it's the big or small stuff, don't be afraid to buck

Hayes Jewelers

219 Washington St. | 843-549-7212

AGS

Plantation Oaks
APARTMENTS I LLC

We invite you to experience the charm of Walterboro's finest rental address.

Plantation Oaks Apartments is a comfortable and affordable gated community offering security and luxury at an affordable price.

Check out our newly renovated website where you may apply, pay your rent & more!
www.plantationoaksapartments.com

Spacious Floor Plans
Beautifully Landscaped Recreation Areas
Corporate Packages
Smoke-free Buildings • Ample Amenities

831 Sniders Hwy. | Walterboro, SC | 843-538-7900

dition (and perhaps make your grandma mad) and make the day truly about you.

12. Buy a dress you can actually sit in.

No matter how amazing your curves look in your wedding dress, make sure it's not so tight that you can't actually sit down in it — because you're going to want to/have to sit down for dinner and speeches. And the last thing you want is a ripped wedding halfway through your big day.



13. Register for items at multiple price points.

Your guests are usually happy to buy you a gift to celebrate your new life together, but it's off-putting and in bad taste if you only register for super expensive items. Sure, maybe Aunt Sally wants to spring for the \$375 Roomba — but not every guest can (or should) have to break the bank on your gift. Be sure to register for gifts at all different price points to avoid any snafus.

14. Send thank-you cards.

This should be a no-brainer. If someone buys you a wedding-related gift, follow up with a thank-you note. They'll really appreciate the effort and sentiment, which is definitely worth a few moments of your time.

15. Get that marriage license.

Be sure to check your state laws and get your marriage license in plenty of time before the wedding — but also don't get it too soon, often marriage licenses expire after a 90-day window.

16. Make the day about the people you love.

It's all fine and good if your parents want to invite some of

their closest friends to your wedding (especially if they're footing the bill), but long gone are the days of seeing a bunch of unfamiliar faces on the best day of your life. Make sure your guest list is 90% comprised of people you know and love.

17. Make your own decision about your first look.

It used to be considered horribly bad luck for the bride and groom to see each other before the ceremony, but those days are long gone. A "first look" is very common now and has a bunch of logistical benefits (and allows the two of you a much more private moment). However, it's best for you and your partner to decide when to see each other on your wedding day.

18. Don't try any new makeup the two weeks before your wedding.

It's great to refine your beauty routine before your wedding — likely the most photographed day of your life — but DO NOT try some new face cream or miracle serum in the days before you walk down the aisle. There's no telling how your skin will react to a new product, especially with nerves setting in, and you definitely don't want to be a splotchy bride. So stick to what you know for the final countdown.

19. Ditch the uncomfortable heels.

Sure, you'll want to wear gorgeous shoes with your gorgeous wedding gown, but if your feet start throbbing after the ceremony, you'll quickly regret those stilettos. Opt for shoes you can boogie in all night, or, at the very least, have a comfortable backup pair for dancing the night away.



20. Don't get a crazy spray tan.

Wanting a bronzed glow is perfectly acceptable for a bride, but your wedding day is not the time to go for the orange look. Be sure to schedule your spray tan for 2-3 days before the wedding or simply try gradual tanning lotion if that's more your style.

21. Don't crash diet.

If you're wanting to get in shape and drop some weight before your wedding, then go for it — if you do it the healthy way. Crash dieting in the lead-up to your wedding puts you at all sorts of risk for health issues — from looking/feeling fatigued to far worse — when the big day comes.



22. Thank your guests for coming during the wedding.

A short speech from the newlyweds is a common way to thank your guests and family members for being there for your big day, and a nice public acknowledgment of the special people who went above and beyond for you. If you're not comfortable with a speech, other options include writing a thank-you note in the wedding program or even writing individual cards to all of your guests.

23. Don't feel pressured to toss your bouquet or do any of those things your mom did at her wedding.

ding.

Sometimes the bouquet toss is a ton of fun and can make for a great photo opp — but if you're just not feeling it, then skip it. It's not like all of your single wedding guests are super stoked to fight over flowers in front of your coupled-up guests, anyway. In general, you can ax any of those traditional wedding rituals your parents did at their wedding and not feel bad about it.

24. Eat on your wedding day.

There's going to be a LOT going on during the big day, but it's very very important that you take time out of the festivities to put something in your stomach. Be sure to eat a healthy breakfast to get the energy you need to get through the day, then ask your caterer to create plated meals for you and your new spouse if you feel like you won't have time to chow down with everyone else during the reception. You don't want that champagne toast to go to your head!

25. Expect the unexpected.

Even the most organized brides will find that there's a bit of chaos involved in the wedding process, from setting the initial budget to planning to the execution of the final hurrah. Do yourself a favor and leave a little room for unforeseen issues — from inclement weather to Uncle Joey getting too drunk — and you'll be able to breathe much easier.



AS SEEN ON **the knot** FRIENDS & FAMILY

TOGETHER WITH THEIR FAMILIES
EDEN NICOLE CASSIDY
and
JOSHUA ERIC JACKSON

INVITE YOU TO SHARE IN THIS SPECIAL OCCASION OF MARRIAGE

SATURDAY, SEPTEMBER FIFTEENTH
TWO THOUSAND EIGHTEEN
AT FIVE THIRTY IN THE AFTERNOON

THE DETAILS
THE CEREMONY
BEECH MOUNTAIN RESORT
1007 Beech Mountain Parkway

PLEASE LET US KNOW IF YOU WILL ATTEND BY THE FIFTEENTH OF SEPTEMBER

Traditional. Simple. Luxurious.
Completely custom or semi-custom wedding invitation suites made for you and your big day.

Invitation Shoppe

TheInvitationShope.com | melissa@TheInvitationShope.com

Shouldn't The
Threshold He Carries
You Over Be Yours?

RE/MAX
SOUTHERN REAL ESTATE

979 Robertson Blvd. | Walterboro, SC | (843) 549-1900 | www.ilovewalterboro.com | remaxsouthern1900@gmail.com
Your Local Hometown Experienced Agents Since 2004!



Getting back to basics: **Why a financial game plan is so important.**

Many of us are familiar with the expression, “failing to plan is planning to fail.” As an Agent with New York Life, I can assure you that—when it comes to financial goals and objectives—this old adage still rings true.

In fact, it may be more relevant than ever.

It isn't always easy for some Americans to make financial headway. With pensions in decline and interest rates only just starting to inch up near historic lows, it usually takes persistence and sound planning in order to get ahead.

Not sure how to begin? That's okay—it's easy to become overwhelmed if you think about all your needs at once. Instead, try taking it one step at a time, starting with the basics:

Build an emergency fund—No matter

where you are in life, it's important to set aside 8-10 months of living expenses. You don't have to do it all at once, but every dollar you save today is a dollar you won't have to borrow if something unexpected happens.

Protect your home and family—Most of us have people who depend on us to keep a roof over their heads and food on their plates. That's a big responsibility, but it's one life insurance can help you meet—even if something tragic takes you away. You can start with an affordable term life plan at first, and then add more coverage as your needs and budget grow. Prepare for major

expenses like college—As a parent or grandparent, you naturally want the best for your loved ones. Now's the time to start a college or wedding fund so they won't have to go into debt to make their dreams for the future come true.

Get ready for retirement—There are plenty of ways to set aside money for retirement: 401(k)s, IRAs, and fixed deferred annuities* just to name a few. But they

all have one thing in common—the sooner you start, the better off you'll be in the long run. Try to increase your contributions over time—perhaps 1% with each raise—or, if you are age 50 or older, look into some of the 'catch-

up' provisions that may allow you to contribute even more.

While the economy is starting to grow, it still makes sense to stay focused on the things that really matter. A sound financial game plan can help us accomplish many things—but perhaps the most important is making sure we never lose sight of them again.

This educational, third-party article is provided as a courtesy by Tom McCarty, Agent, New York Life Insurance Company. To learn more about the information or topics discussed, please contact Tom at 843-549-9576.

*Issued by New York Life Insurance and Annuity Corporation.



Something old, something new, something borrowed something blue.

Merging lives and money.

FINANCIAL TIPS FOR COUPLES MARRYING LATER IN LIFE.

Getting married is one of life's most significant milestones. A wedding is a joyous occasion, one that you are sure to remember for the rest of your life.

For some couples—particularly those who are young—merging two lives is easy. That's because they generally have few assets or ties, and are flexible when it comes to their lifestyles and careers.

But for those who marry later in life, things can be a bit more complicated. By the time they reach their 30s and 40s, many people have built up substantial assets, have significant ties to their communities, and are well entrenched in their careers. Some may even have children from previous relationships.

If you and your soon-to-be-spouse fall into the second category, there are a number of important financial issues that you may want to discuss before tying the knot.



Tom McCarty

Licensed Professional Agent,
New York Life Insurance Company

800-A N. Jefferies Blvd. | PO Box 1383 | Walterboro, SC 29488
(843) 549-9576 | tpmccarty@ft.newyorklife.com

Registered Representative offering investments through NYLIFE Securities LLC (Member FINRA/SIPC), A Licensed Insurance Agency.





A grand exit. For day weddings, give your guests something colorful to throw as you leave the reception. For night, providing them with something illuminated, such as sparklers, lights the way beautifully in photographs.



A generational moment. capture three (or more) generations on the bride or groom's side. The women could opt for something different and include simply their hand and wedding rings. Or the couple could pose together each holding a wedding photo of his or her parents.

A "thank you" pictures. Before you take off your elegant wedding duds, take one minute to pose for a picture together holding a thank you sign (prepared in advance) so you can include the photo with your thank you notes.



An aerial view. Of the ceremony, the first dance or the cutting of the cake. It's all about the dress really. You definitely want to catch it in all its glory from this impressive angle.



Great PHOTO IDEAS

FOR A MEMORABLE WEDDING ALBUM

DON'T BE ONE OF THOSE COUPLES WHO THINK OF A GREAT WEDDING SHOT AFTER THE CAKE HAS BEEN DEVoured, THE RICE THROWN AND THE DRESS HEIRLOOMED. TAKE SOME TIME TO BRAINSTORM AND COME UP WITH A LIST OF THE SHOTS YOU WANT SO YOU DON'T MISS THAT PERFECT MOMENT.

hairitage salon
Be YOUtiful
 the PERFECT HAIR for your WEDDING DAY
 843-549-6035 | 1242 Bells Highway | Walterboro, SC

freeze the precious moments...
 PRESERVE YOUR WEDDING GOWN.
SENTRY DRY CLEANERS
 PROFESSIONAL LAUNDRY & DRY CLEANING
 Alterations, Wedding Gowns and Preservation
 Open Monday - Friday 7-6 | Saturday 8-2:30
 Burley Black, Owner
 215 Robertson Blvd. | Walterboro, SC 29488
 Phone: 843-549-1166 | Fax: 843-782-3627

The Wedding Budget



CEREMONY

- \$_____ Ceremony location fee
- \$_____ Officiant fee or church donation
- \$_____ Marriage license

RECEPTION

- \$_____ Reception site fee
- \$_____ Food, beverage and service
- \$_____ Bar
- \$_____ Cake
- \$_____ Rentals
- \$_____ Coat Check

ATTIRE

- \$_____ Bride's wedding dress
- \$_____ Headpiece and veil
- \$_____ Bride's wedding shoes
- \$_____ Lingerie
- \$_____ Jewelry and other bridal accessories
- \$_____ Hair and makeup
- \$_____ Groom's tuxedo or suit
- \$_____ Groom's shoes
- \$_____ Groom's accessories

WEDDING RINGS

- \$_____ Bride's wedding ring
- \$_____ Groom's wedding ring

FLOWERS AND DECORATIONS

- \$_____ Ceremony floral arrangements and decorations
- \$_____ Bride's bouquet
- \$_____ Maid of honor's and Bridesmaids' bouquets
- \$_____ Flower girl's buds and basket
- \$_____ Corsages
- \$_____ Boutonnieres
- \$_____ Ring pillow
- \$_____ Guest book
- \$_____ Reception centerpieces and decorations
- \$_____ Lighting

CEREMONY AND RECEPTION MUSIC

- \$_____ Ceremony musicians
- \$_____ Cocktail-hour musicians
- \$_____ Reception band, deejay, or entertainment
- \$_____ Sound-system rental
- \$_____ Dance-floor rental

PHOTOGRAPHY AND VIDEOGRAPHY

- \$_____ Photography for engagement
- \$_____ Photography for wedding day
- \$_____ Wedding album
- \$_____ Additional prints and albums
- \$_____ Videography

STATIONERY


- \$_____ Save-the-date cards
- \$_____ Invitations, RSVP's, and additional envelopes
- \$_____ Ceremony programs
- \$_____ Reception escort cards, place cards, and menu cards
- \$_____ Thank-you cards
- \$_____ Postage
- \$_____ Calligraphy
- \$_____ Wedding announcements

TRANSPORTATION

- \$_____ Limousine or car rental for bride and groom
- \$_____ Limousine or car rental for bridal party
- \$_____ Transportation for wedding guests if ceremony and reception are not in the same place
- \$_____ Valet parking

FAVORS AND GIFTS

- \$_____ Wedding favors
- \$_____ Bride's parents' gifts and groom's parents' gifts
- \$_____ Maid of honor's gift
- \$_____ Bridesmaids' gifts
- \$_____ Best man's gift
- \$_____ Groomsmen's gifts
- \$_____ Child attendants' gifts
- \$_____ Welcome gifts for out-of-town guests



Offering wedding packages to fit every
Lowcountry Bride's Budget

Sports Editor and Photographer
for the Press and Standard
Freelance Photographer

843-909-2387 | cindyc4@yahoo.com

  @cindykcrosby



NATURAL BEAUTY & SOUTHERN CHARM

7826 Sniders Hwy in Walterboro, SC
Open for events



WEDDINGS



THE PERFECT VENUE
FOR YOUR SPECIAL DAY.

*Contact us for rental
pricing and more information.*



BRIDAL PARTY BOUTIQUE



RECEPTION HALL WITH AC



195 at Exit 53 | 6 miles West on Sniders Hwy. | Walterboro | 843-866-2125

An all-inclusive wedding day



Pictures by Maddison Perry

Lighthouse Venue and Vineyards, located at 7826 Sniders Highway, has been offering an all-inclusive wedding day package since 2014. With the option to tie the knot in a country setting, couples may choose from the pecan grove, the pond or a large gazebo to say their “I do’s.”

The Lighthouse offers amenities that will transform before your eyes into your dream wedding.

Plenty of time-tested extras await the wedding party, including the use of the large southern home, situated steps away from the grape vines. Bridal parties have separate areas in which to get ready for their big day, with a special focus on the bride’s sitting area. Special thought has gone into creating the perfect day of experience for both the bride and the groom.

When it comes time to celebrate your nuptials, Lighthouse Venue and Vineyards has put much thought into making it the perfect day. A fully heated and air-conditioned outdoor area will welcome your guests and wedding party with plenty of room for a sit-down meal or banquet tables. You won’t have to miss the chance to dance, as it provides the perfect spot to throw-down on the dance

floor with your DJ.

A prepping area for caterers is available, with plans to add an outdoor cooking area in 2018. The Lighthouse also offers a full line of wedding rentals and will also be expanding the storage area in the upcoming year.

Another planned addition for this year is a fountain at the entrance.

Renee Mas-
senburg White
believes the key to

the success of Lighthouse Venue and Vineyards lies in the affordability of the all-inclusive day and the attention to details. “We are booked almost every weekend except for July and August,” said White. “I love that the bride and groom can come here for their dream wedding and not spend a fortune. I put everything back into the venue, so that it may continue to grow and flourish. My hope is that Lighthouse Venue and Vineyard will continue to be a sought-after destination for Lowcountry brides.”

“The Lighthouse Venue and Vineyard was perfect for our wedding. The atmosphere, scenery and reception area were amazing. The bride’s room was gorgeous! Renee went out of her way to make sure we were okay and had everything we needed! We loved it!!!” — Kimberly Hickman, a recent Lighthouse bride.





Cottleston BRIDAL PLANNER ENTRIES

THANK YOU FOR SENDING IN ALL YOUR BEAUTIFUL PICTURES

